

Clusters with Picometer

Distance of Deuterons and LENR

***George H. Miley¹, X. Yang¹, Heinrich Hora²,
L. Andersson³ & Leif Holmlid³, Andrea Lipson⁴***

1, Department of nuclear, Plasma and radiological Engineering,
Univ. of Illinois, Urbana, IL

2. Dep. Theoretical Physics University of New South Wales,
Sydney, Australia

3. Department of Chemistry, Gothenburg University, Gothenburg,
Sweden

Search for Nuclear Reactive Site

Review of peioe data suggests localized high density regions.

Reflections on prior work

- Attempts to improve Patterson cell bead type electrodes
 - Beautiful sputtered ones performed poorly compared to “poor” quality electroplated coatings
- Why???
- Other evidence for localized reactions
 - Craters, localized Cr 39, spotty x-ray film, profile of transmutation products

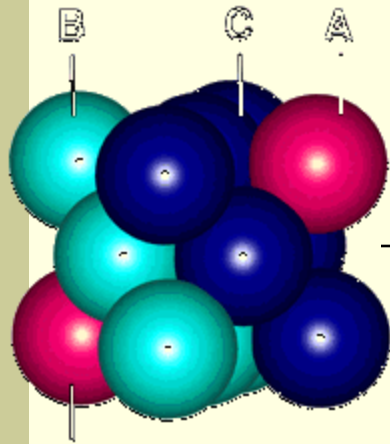
Hypothesis

- The abnormal products from thin films during electrolysis are related to the high density H/D clusters in the dislocation loops form at the multilayer thin film interfaces.

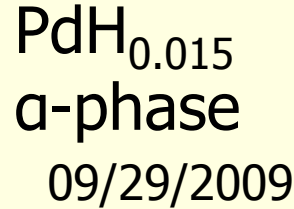
Dislocation-Loop-cluster Studies to verify this hypothesis

- Pd thin foil – 12 μm
- Grow an oxide layer on top of both side foil by heating the foil in butane torch – facilitate deuterium diffusion, prevent dislocation annihilation
- Loading and unloading deuterium/hydrogen was done by cyclically cathodizing and anodizing Pd foil

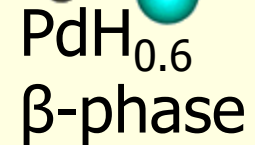
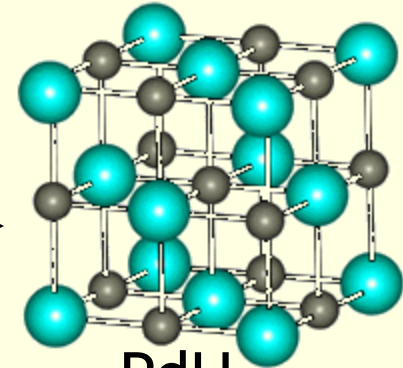
Dislocation Formation 1



H₂
charging



H₂
charging



Palladium lattice

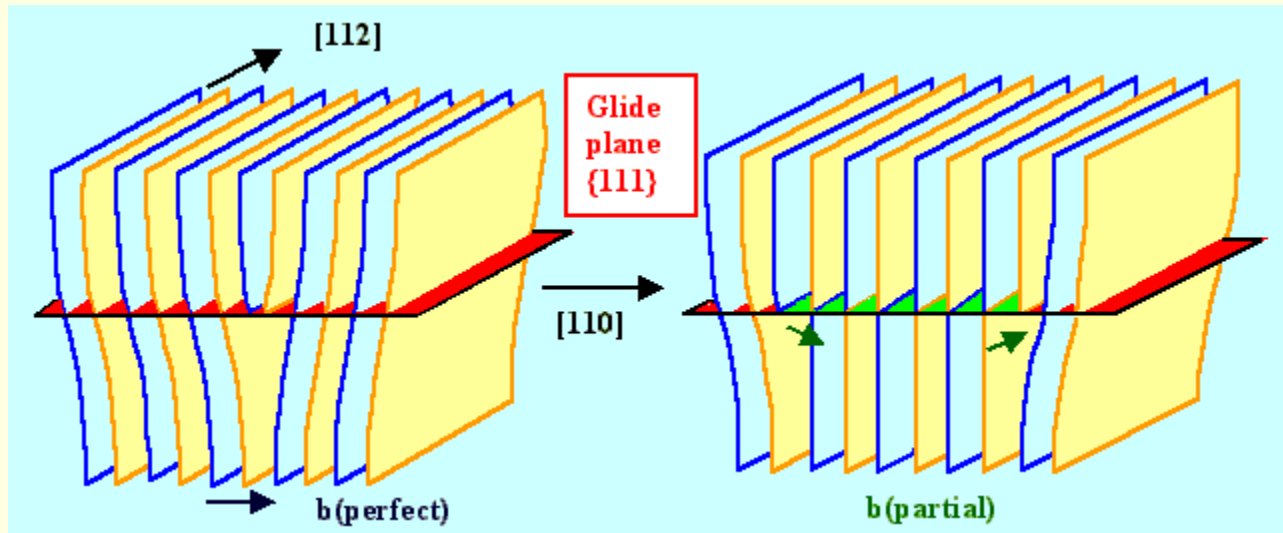
3.889 Å

3.889 Å

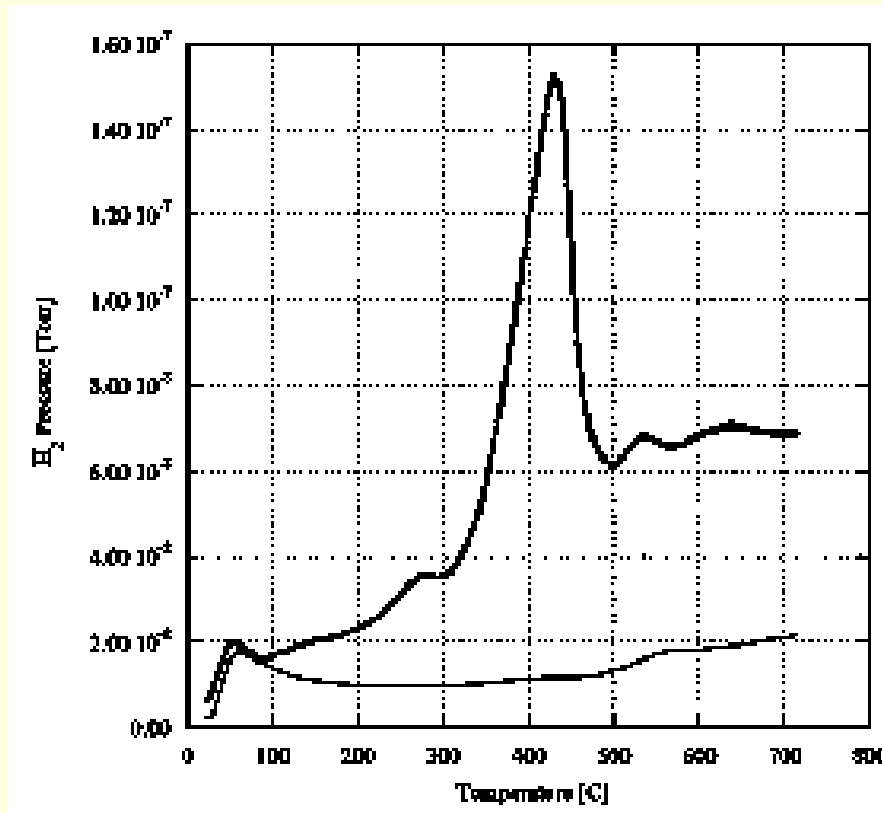
4.025 Å

When the stress is large enough, dislocation cores form at α/β transformation interface with core radius of one burgers factor, 0.275nm.

Dislocation Formation 2



Measurement #1 - Temperature Programmed Desorption



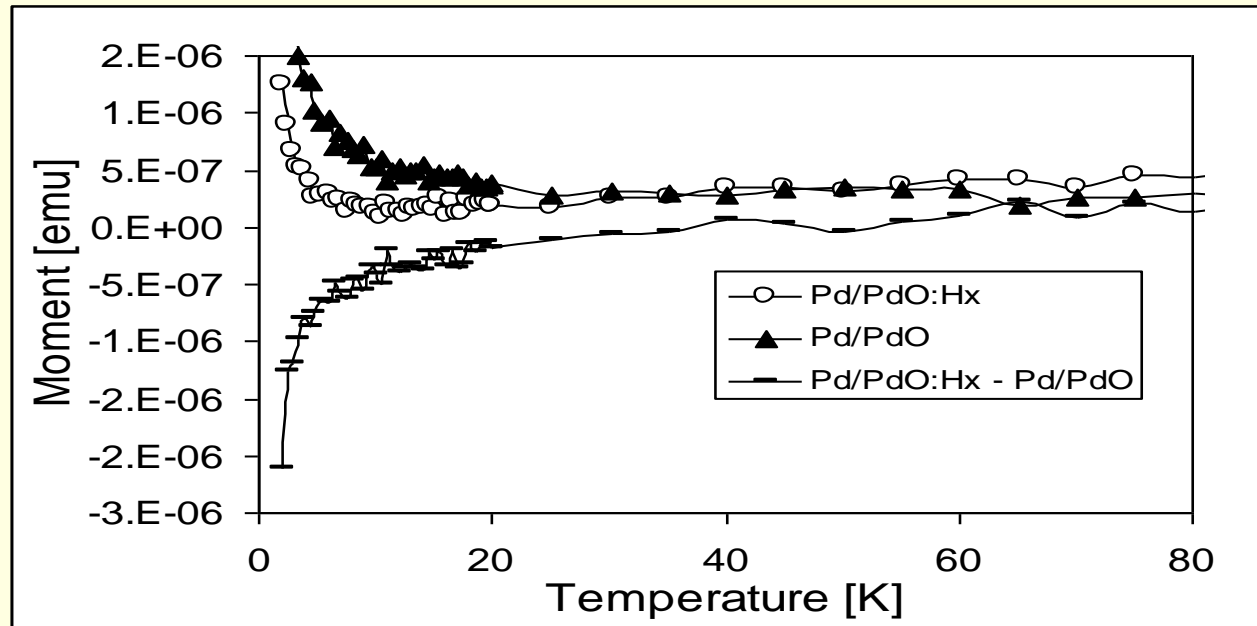
Binding Energy calculation
– close to the binding
energy between hydrogen
and dislocation

$$\varepsilon_H = k_B \frac{T_2 T_1}{(T_2 - T_1)} \ln(P_2 / P_1)$$

$$\text{H/Pd} \sim 1.8$$

After the loading foil was annealed under 300 °C for 2 hr, the temperature was ramped from 20 °C to 800 °C at 9 °C /min.

Measurement #2 - Magnetic Moment Measurements show superconducting state



The magnetic moment of H^2 -cycled PdHx samples in the temperature range of $2 \leq T < 70$ K is significantly lower than $M(T)$ for the original Pd/PdO.

A. Lipson, B.I. Heuser, C. Castano, G.L. Miley, B. Lyakov & A. Mitin, Physical Review B **72**, 212507/1-6 (2005):

Conclusion:
superconductivity state < 70
K and D Cluster
condensation at room
temperature

Predictions

LENR cell with high packing fraction ($>10\%$) of cluster forming defects leads to large ($> 500\%$) excess heat.

New quest – large # of cluster sites /cc

- 5 methods under investigation
- Down select based on desorption measurements
- Further down select based on chg pt and excess heat studies// or ICF scans
- Use in proto power cell.

Requirements - classical loading and flux no longer figures of merit.

- Loading equivalent in clusters – $10^{18}/\text{cc}$
- > 100 atoms / cluster
- Proper trigger
 - Pulsed current
 - Pulsed diffusion flux
 - Particle-photon stimulation
 - [compression] = icf target


5 types Nano-Structured electrodes under study-- Ex 1

- Objective – mimic dislocation loop structure obtained from cycling, but –
- Increase the density (#/cc) of loops


Nano-Structure electrodes



Ni felt



Ni Foam



Zoom-in view
Showing Pd
nanostructures on
the Ni Foam

Ex 2 - Clusters in Rydberg Matter and in Inverted Rydberg Matter

Known from space chemistry: New catalytic generation of deuterium clusters in surface defects of iron oxide. Emission of clusters and laser irradiation confirms binding energy of 620 eV and **distance between deuterons of $d = 2.3$ pm with density of $n_D = 10^{29}$ cm⁻³.**

Rydberg Matter

Atoms where the orbital quantum number $\ell = 1$ or higher

distance of atoms in H₂ molecules is 74 pm, but with $\ell = 1$, distance is 150 pm.

In Universe: these atoms form clusters called H(1) or D(1)

Inverted Rydberg matter

Binding of a deuteron in the field of an electron: state D(-1)

“Bohr”-radius d is reduced

$$d_R/d_{R^*} = (m_D/m_e)^{1/2}$$

Distance = 2.4 pm

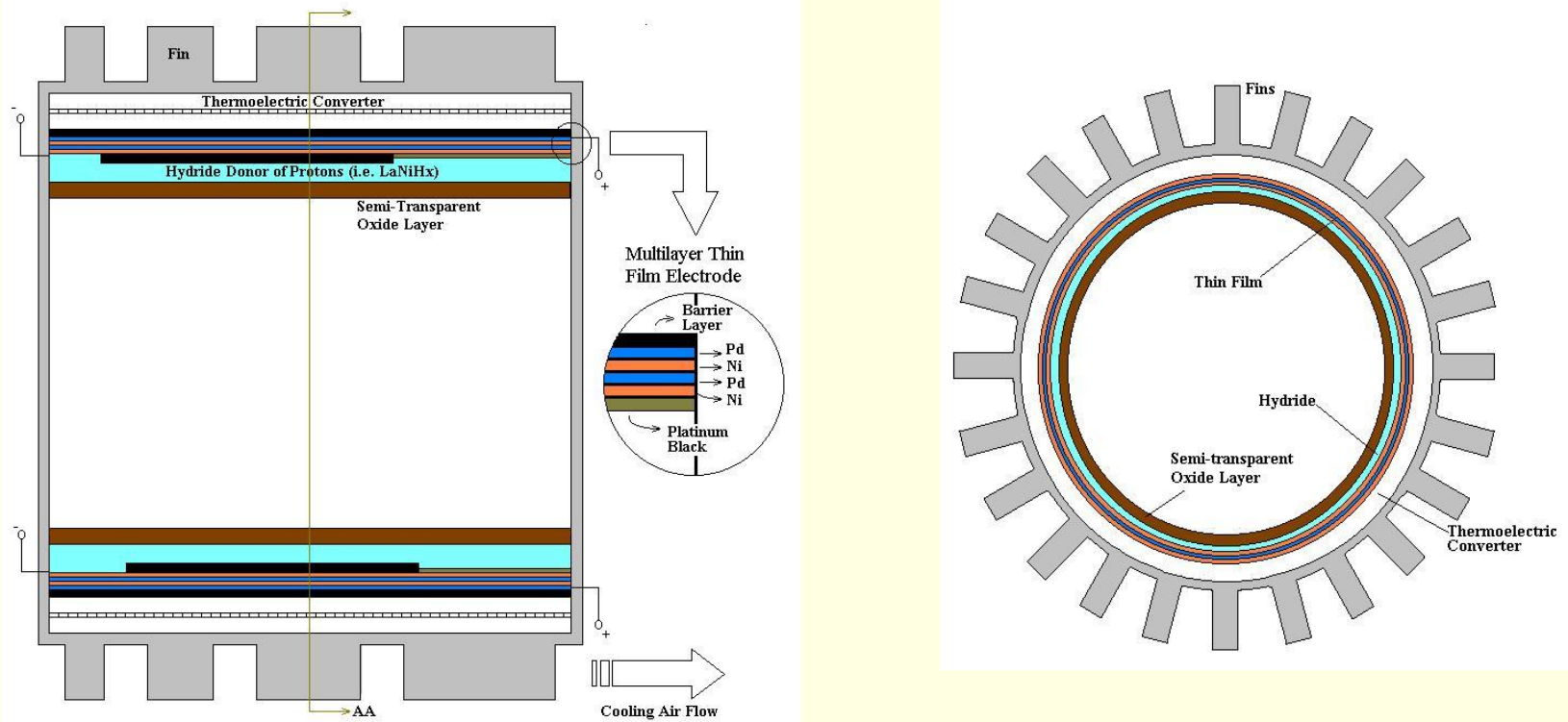
Measured: 2.3 pm

Catalytic Generation of D(1)

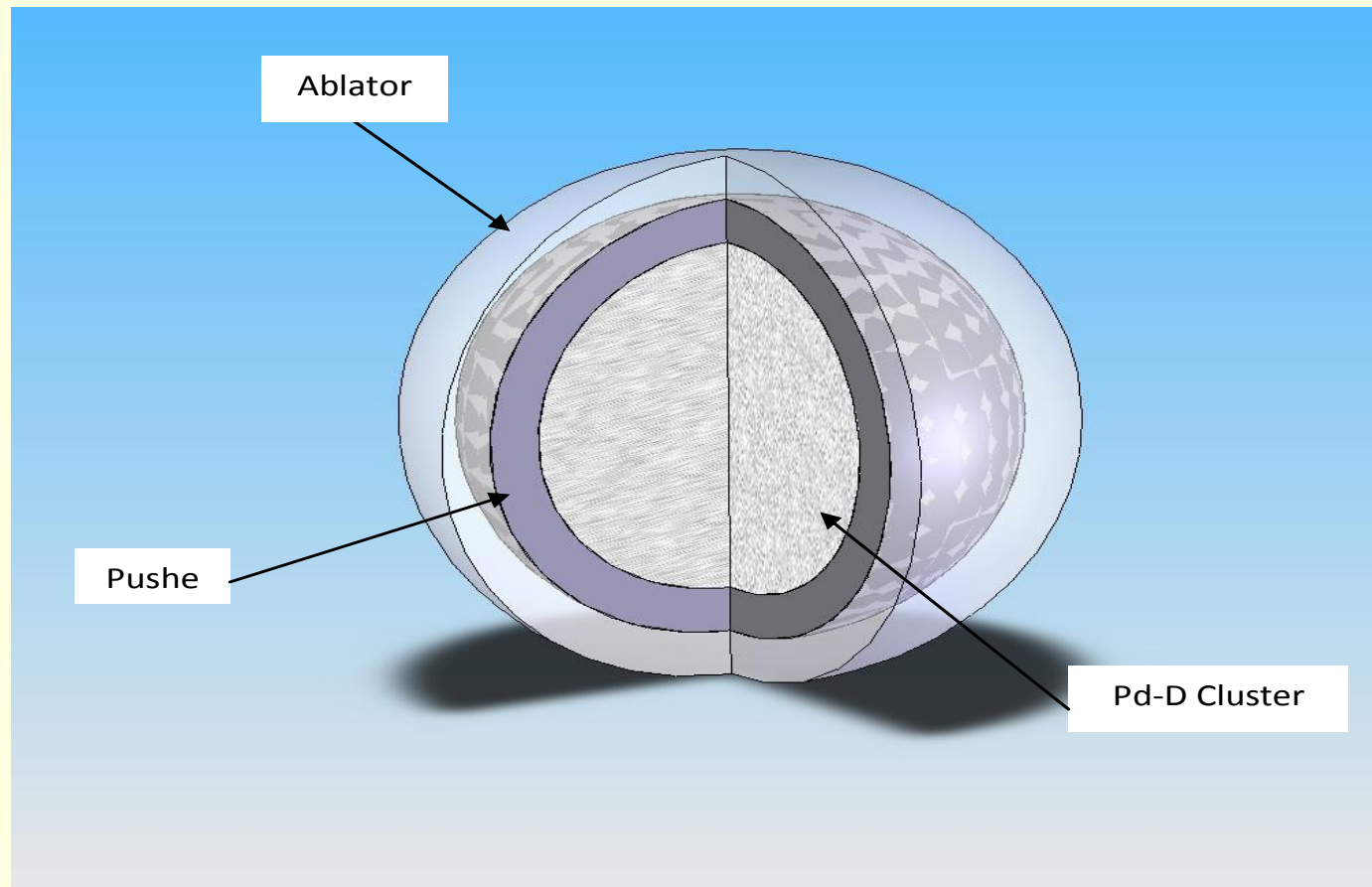
Clusters in defects in iron oxide for low temperature generation

Our recent experiments verified this using a laser to expel the electron and a TOF measurement of ion recoil energy.

Cluster view = road map to high gain cell - Current view of a Hydride Gas-Loaded Thin Film Cluster-type Electrode



Alternate use – non-crogenic ICF targets. Cluster give ultra high compressed density and fusion reaction rates



1st exps to test compression scheduled at LANL in fall

Conclusions

- Experimental evidence confirms cluster formation in dislocation loops
- Methods to fabricate high loop density under study
- Conceptually offers a high reaction rate electrode for LENR or for ICF target
- First test – ICF target shots at LANL in fall.
- LENR cell studies to follow down selection process – hopefully late fall.
- Many issues remain –

For further information, contact
George H. Miley
ghmiley@uiuc.edu
217-3333772